



lumini Solucoes em Iluminacao LTDA
www.lumini.com.br
Email:laboratorio@lumini.com.br
Tel:+55 11 3437-5555 Fax:+55 11 3437-5555
Address:Rua Ferreira Viana, 716 - Socorro - São Paulo/SP

lumini

LumCAT:

Luminaire: rocket xsm ext a haste regulavel cnp fm

LampCAT: modulo led 9W 27K irc 90

Ballast type:

Report No:

Voltage(V): 127.0000

Test No:

Current(A): 0.0680

Number of Lamps: 1

Power (W): 8.6300

Lamp flux(lm): 325.0

PF: 0.4300

Length(mm): 40

Width(mm): 40

Phm Type: C

Height(mm): 0

Photometric Results

Lumens(lm): 187.73, Efficiency(%): 57.76% , Luminous Efficacy(lm/W): 21.75

Central intensity(cd): 826.843, Maximum intensity(cd): 826.843

Angle of maximum intensity: C=0.0 γ =0.0

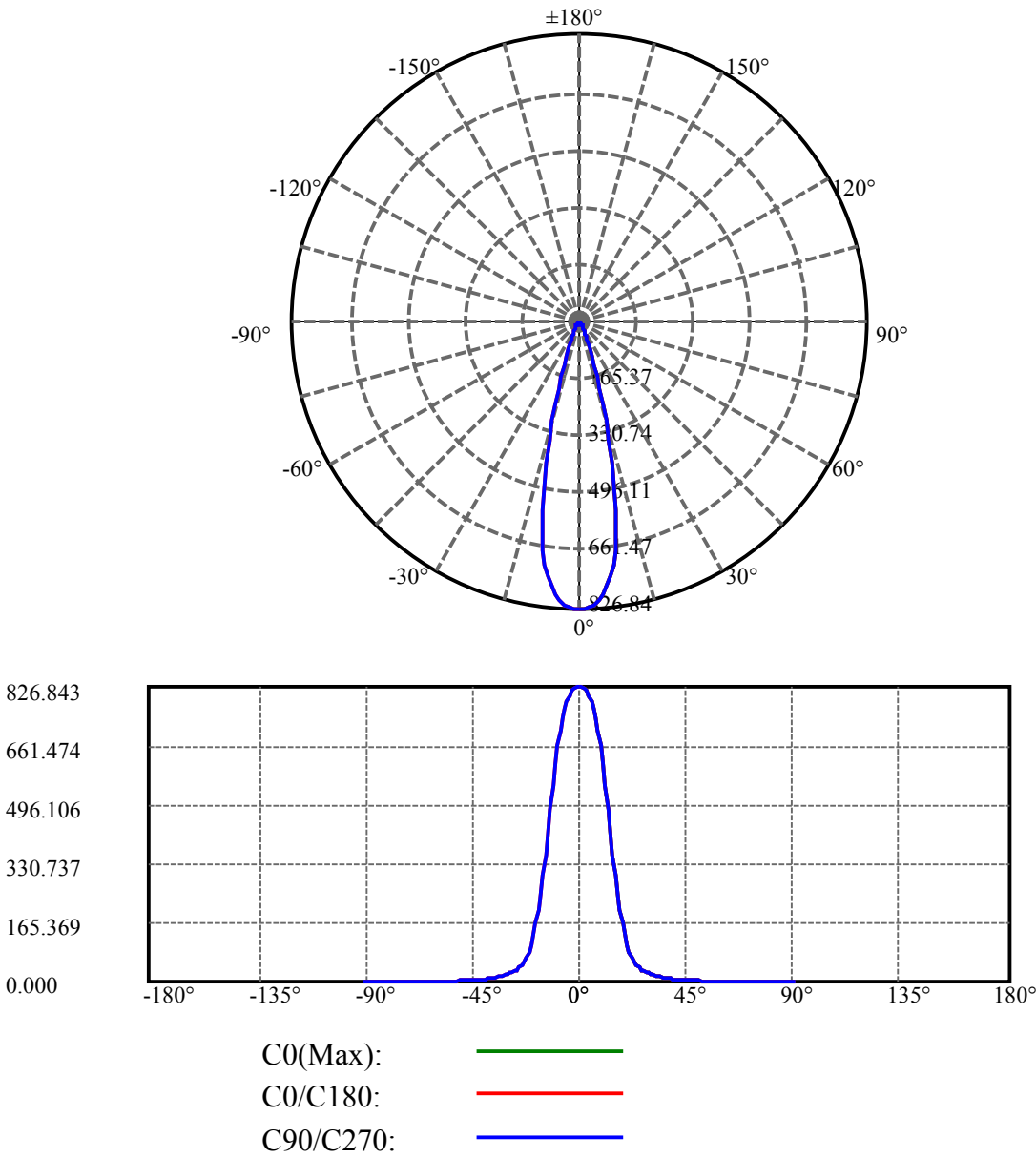
Beam angle of C0 plane : 26.07

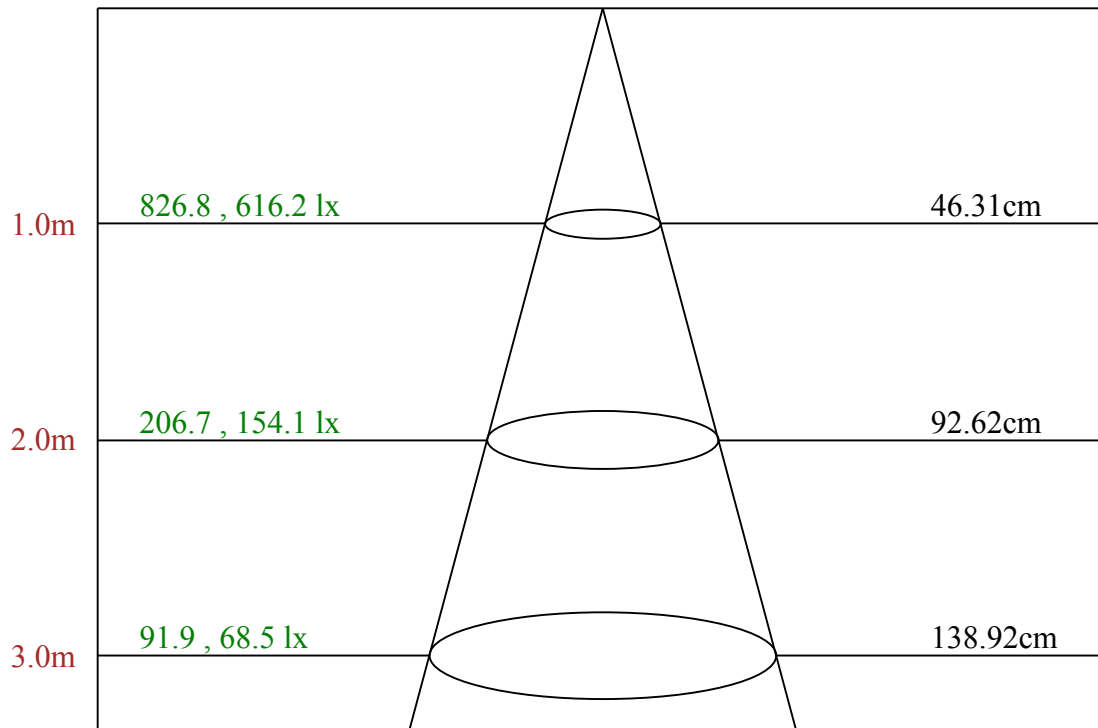
Aveage BeamAngle(IEC 61341):26.07

Equipment: equipamento lumini
Temperature(°C): 25.5

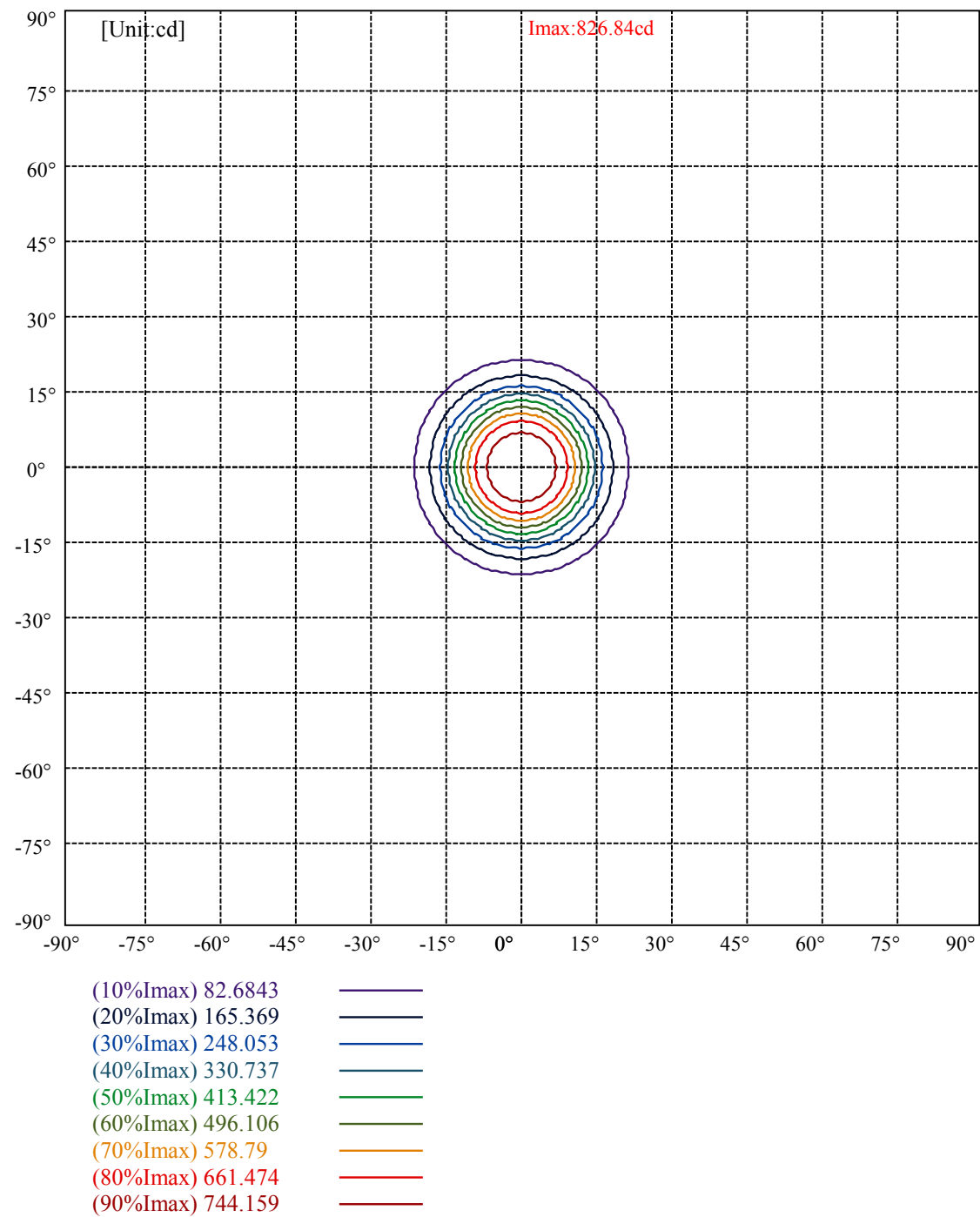
Date: 25/09/2024
Humidity(%): 55.0%

Operator: 01
Distance(m): 6.90





Max , Ave Beam angle of C0 plane 26.07



lumini

Luminance Limiting Curve(no luminous side)

Appendix Page: 5 Total:6

Luminance Table

γ	45	50	55	60	65	70	75	80	85
C0	3451	2500	1608	1250	1127	1218	1495	2228	4438
C45	3451	2500	1608	1250	1127	1218	1495	2228	4438
C90	3451	2500	1608	1250	1127	1218	1495	2228	4438

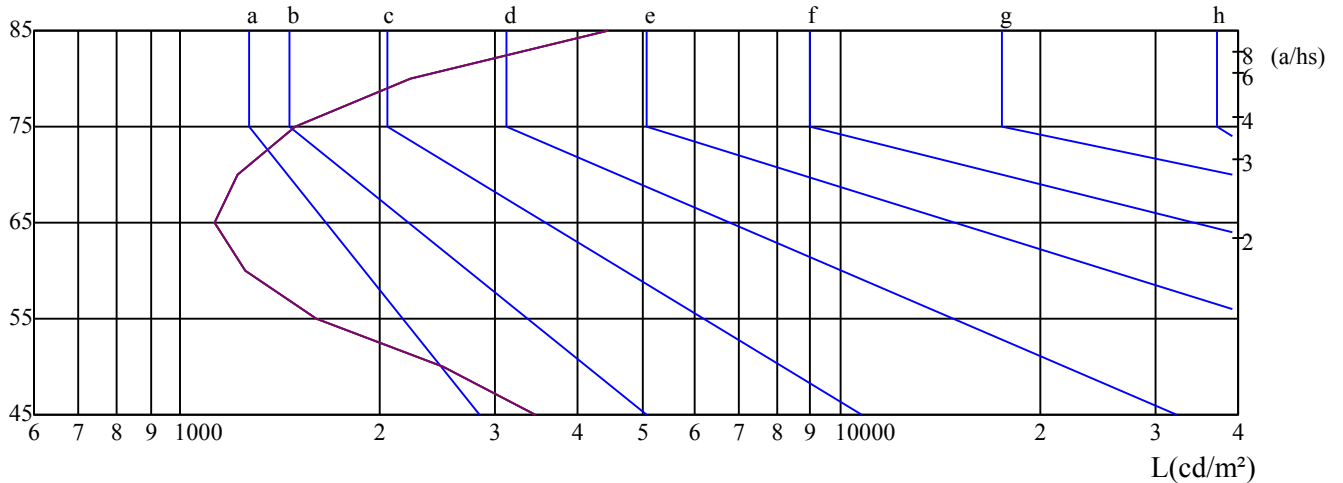
L(Hor)(65)	L(Ver)(65)	L45(65)	L(Hor)(75)	L(Ver)(75)	L45(75)	L(Hor)(85)	L(Ver)(85)	L45(85)
1127	1127	1127	1495	1495	1495	4438	4438	4438

Glare Table

Glare	Quality	Service Values Illuminance(lx)							
1.15	A	2000	1000	500	≤ 300				
1.5	B		2000	1000	500	≤ 300			
1.85	C			2000	1000	500	≤ 300		
2.2	D				2000	1000	500	≤ 300	
2.55	E					2000	1000	500	≤ 300
		a	b	c	d	e	f	g	h

Luminance Limiting Curve

$\gamma(^{\circ})$



C0 —

C45 —

C90 —

Equipment: equipamento lumini
Temperature($^{\circ}$ C): 25.5

Date: 25/09/2024
Humidity(%): 55.0%

Operator: 01
Distance(m): 6.90

Illumination assessment according UGR											
Rf of Ceiling	70	70	50	50	30	70	70	50	50	30	
Rf of Wall	50	30	50	30	30	50	30	50	30	30	
Rf of Floor	20	20	20	20	20	20	20	20	20	20	
Room dimensions		Viewed crosswise					Viewed endwise				
X	Y										
2H	2H	7.81	8.74	8.17	9.05	9.37	7.81	8.74	8.17	9.05	9.37
	3H	8.12	8.95	8.51	9.29	9.64	8.12	8.95	8.51	9.29	9.64
	4H	8.45	9.21	8.85	9.56	9.93	8.45	9.21	8.85	9.56	9.93
	6H	9.06	9.76	9.48	10.14	10.54	9.06	9.76	9.48	10.14	10.54
	8H	9.53	10.19	9.95	10.58	10.99	9.53	10.19	9.95	10.58	10.99
	12H	10.15	10.78	10.57	11.17	11.59	10.15	10.78	10.57	11.17	11.59
4H	2H	7.72	8.49	8.12	8.84	9.21	7.72	8.49	8.12	8.84	9.21
	3H	8.21	8.85	8.64	9.25	9.67	8.21	8.85	8.64	9.25	9.67
	4H	8.76	9.32	9.20	9.74	10.19	8.76	9.32	9.20	9.74	10.19
	6H	9.64	10.13	10.11	10.58	11.03	9.64	10.13	10.11	10.58	11.03
	8H	10.32	10.78	10.81	11.24	11.71	10.32	10.78	10.81	11.24	11.71
	12H	11.19	11.61	11.68	12.06	12.58	11.19	11.61	11.68	12.06	12.58
8H	4H	8.94	9.39	9.42	9.85	10.32	8.94	9.39	9.42	9.85	10.32
	6H	10.12	10.48	10.62	10.96	11.48	10.12	10.48	10.62	10.96	11.48
	8H	11.08	11.39	11.61	11.91	12.41	11.08	11.39	11.61	11.91	12.41
	12H	12.22	12.45	12.76	12.97	13.49	12.22	12.45	12.76	12.97	13.49
12H	4H	9.01	9.42	9.50	9.87	10.40	9.01	9.42	9.50	9.87	10.40
	6H	10.34	10.65	10.88	11.18	11.67	10.34	10.65	10.88	11.18	11.67
	8H	11.38	11.61	11.92	12.13	12.66	11.38	11.61	11.92	12.13	12.66
Variation with the observer position at spacings:											
S = 1.0H		2.5/-2.3					2.5/-2.3				
S = 1.5H		3.6/-2.0					3.6/-2.0				
S = 2.0H		4.3/-1.7					4.3/-1.7				
Standard tables:		BKBF					BKBF				
Uncorrected UGR		-4.6					-4.6				

依据CIE Publ. 117 计算 UGR, S/H = 0.25